

**FROM THE PRINCIPAL**

Dear Parents and Community Members,

This report card issued by the Oregon Department of Education offers a school profile based on a number of categories.

Thank you,

Principal | Sandy Mummey

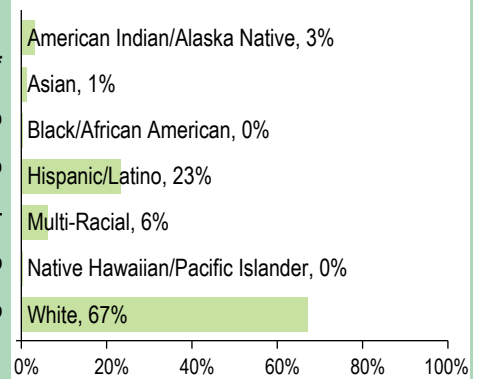
**SCHOOL PROFILE**

ENROLLMENT 2015-16	407
K-3	407
4-5	--
6-8	--

MEDIAN CLASS SIZE	School	Oregon
Self-Contained	25.0	25.0
Departmentalized	--	--

SELECTED DEMOGRAPHICS	
Economically Disadvantaged	***
Students with Disabilities	10%
Ever English Learner	14%
Different Languages Spoken	4
Regular Attenders	63.8%
Mobile Students	18.7%

**STUDENTS**



**IMMUNIZATION RATES**

Percent of students with all required vaccines: 94 (Visit [www.healthoregon.org/immdata](http://www.healthoregon.org/immdata) for more information.)

Percent of students without all required vaccines: 6

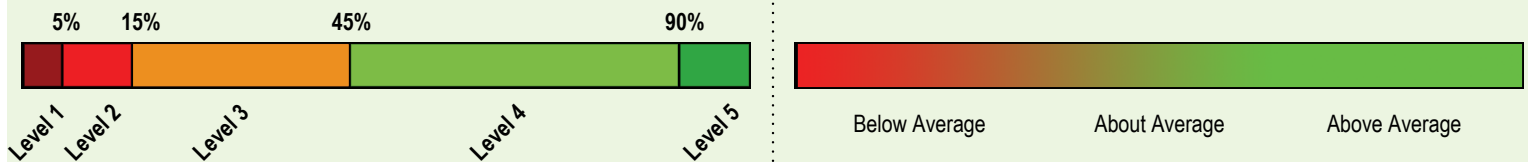
(This value includes students with medical exemptions, nonmedical exemptions, no immunization records, or up-to-date but incomplete immunization records.)

\*, <5, and >95 are displayed when data are unavailable or to protect student confidentiality.

\*\*\* indicates that this school offered lunch at no charge to all students.

**OVERALL SCHOOL RATING**

Given the recent passage of the Every Student Succeeds Act (ESSA) and the expiration of Oregon's ESEA flexibility waiver on August 1, 2016, the State of Oregon will not assign ratings (i.e., overall and comparison school ratings) to schools for the 2015-16 school year.



## PROGRESS ARE STUDENTS MAKING ADEQUATE GAINS OVER TIME?

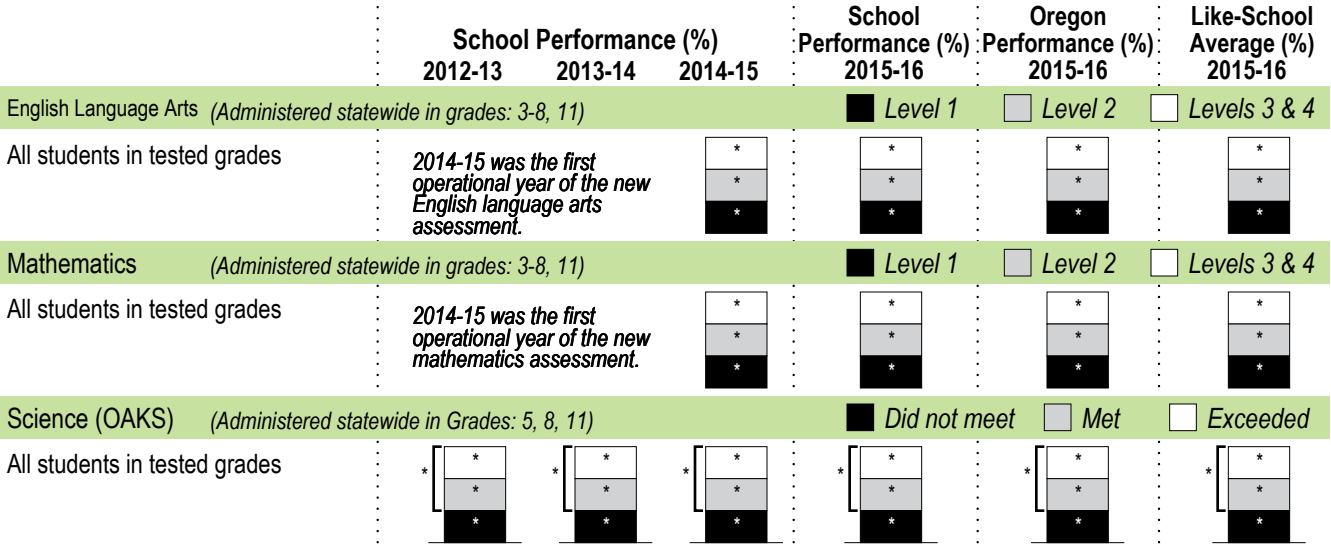
### SCHOOL PERFORMANCE

Performance of students enrolled in the school for a full academic year

Did at least 95% of the students at this school take required assessments?  Yes  No, Interpret Results with Caution  
*Participation rate criteria are in place to ensure schools test all eligible students.*

The Smarter Balanced and alternate assessments have four performance levels where levels 3 and 4 are meeting the standard for school and district accountability.

See report cards from previous years to view historical OAKS performance data.



Visit [www.ode.state.or.us/go/data](http://www.ode.state.or.us/go/data) for additional assessment results.

\*, <5, and >95 are displayed when the data must be suppressed to protect student confidentiality.

## OUTCOMES FOR KEY STUDENT GROUPS AT THIS SCHOOL COMPARED TO THE SAME GROUPS STATEWIDE

### STUDENT GROUP OUTCOMES

	School Performance (%)	Oregon Performance (%)	Like-School Average (%)	School Performance (%)	Oregon Performance (%)	Like-School Average (%)	School Performance (%)	Oregon Performance (%)	Like-School Average (%)		
<b>Economically Disadvantaged</b>	*	*	*	<b>American Indian/Alaska Native</b>	*	*	*	<b>Native Hawaiian/Pacific Islander</b>	*	*	*
Eng. Lang. Arts	*	*	*	Eng. Lang. Arts	*	*	*	Eng. Lang. Arts	*	*	*
Mathematics	*	*	*	Mathematics	*	*	*	Mathematics	*	*	*
Science	*	*	*	Science	*	*	*	Science	*	*	*
<b>English Learners</b>	*	*	*	<b>Asian</b>	*	*	*	<b>White</b>	*	*	*
Eng. Lang. Arts	*	*	*	Eng. Lang. Arts	*	*	*	Eng. Lang. Arts	*	*	*
Mathematics	*	*	*	Mathematics	*	*	*	Mathematics	*	*	*
Science	*	*	*	Science	*	*	*	Science	*	*	*
<b>Students with Disabilities</b>	*	*	*	<b>Black/African American</b>	*	*	*	<b>Female</b>	*	*	*
Eng. Lang. Arts	*	*	*	Eng. Lang. Arts	*	*	*	Eng. Lang. Arts	*	*	*
Mathematics	*	*	*	Mathematics	*	*	*	Mathematics	*	*	*
Science	*	*	*	Science	*	*	*	Science	*	*	*
<b>Migrant</b>	*	*	*	<b>Hispanic/Latino</b>	*	*	*	<b>Male</b>	*	*	*
Eng. Lang. Arts	*	*	*	Eng. Lang. Arts	*	*	*	Eng. Lang. Arts	*	*	*
Mathematics	*	*	*	Mathematics	*	*	*	Mathematics	*	*	*
Science	*	*	*	Science	*	*	*	Science	*	*	*
<b>Talented and Gifted</b>	*	*	*	<b>Multi-Racial</b>	*	*	*				
Eng. Lang. Arts	*	*	*	Eng. Lang. Arts	*	*	*				
Mathematics	*	*	*	Mathematics	*	*	*				
Science	*	*	*	Science	*	*	*				

\*, <5, and >95 are displayed when the data must be suppressed to protect student confidentiality.

## CURRICULUM & LEARNING ENVIRONMENT WHAT IS THIS SCHOOL DOING TO IMPROVE STUDENT LEARNING AND TO PREPARE STUDENTS FOR THE FUTURE?

### SCHOOL READINESS

- Universal school breakfast program
- Social Skills instruction
- Partnership with Backpack Program
- Support through HELP program
- Elementary School Behavior Specialist
- Support from Early Learning Coordinator
- Dental Van, Vision Screenings, and Hearing Screening
- Kindergarten "I can" skills checklists

### ACADEMIC SUPPORT

- English Language Development Program: support and instruction based on language proficiency and grade level
- Title I reading support
- SMART reading support program
- Special Education: support for students with learning disabilities
- Targeted reading instruction at all grade levels

### ACADEMIC ENRICHMENT

- Partnership with Studio to Schools Grant
- Ocean Literacy Instruction
- Music, PE, Art, Media and Technology Instruction
- Visiting Artists and Performers

### EXTRA-CURRICULAR ACTIVITIES/ AFTER SCHOOL PROGRAMS

- After School Program through Lincoln City Community Center
- After School Program through 21st Century Grant
- Family Literacy Nights
- Extended Library hours
- Music Concert

*Data and information in the Curriculum and Learning Environment section were provided by local schools and districts, and were not verified by the Oregon Department of Education.*