

FROM THE PRINCIPAL

Dear Parents and Community Members,

Learner subgroup.

Thank you for reviewing the report card for Sam Case Elementary School for the 2015-2016 academic school year. This report card, issued by the Oregon Department of Education, offers a school profile based on a number of categories. The third through fifth grade students at Sam Case performed at or above the state average in both math and reading for the Smarter Balanced Assessments that measure college and career readiness. As we continue to focus on the academic improvement in Lincoln County schools, Sam Case will strive for academic and character education excellence for all students. We have identified areas of improvement for all students at Sam Case including those in our English Language

Thank you,
Principal | Tiana Tucker

SCHOOL PROFILE

ENROLLMENT 2015-16	437
K-3	159
4-5	278
6-8	--

MEDIAN CLASS SIZE	School	Oregon
Self-Contained	27.0	25.0
Departmentalized	--	--

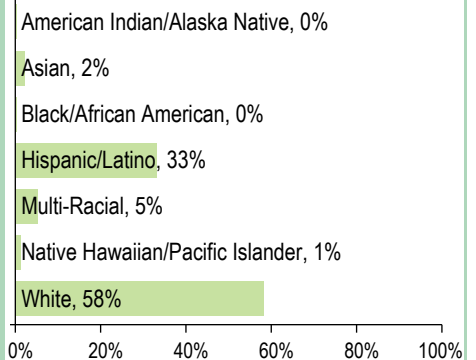
IMMUNIZATION RATES

Percent of students with all required vaccines: 98 (Visit www.healthoregon.org/immdata for more information.)
Percent of students without all required vaccines: 2
(This value includes students with medical exemptions, nonmedical exemptions, no immunization records, or up-to-date but incomplete immunization records.)

*, <5, and >95 are displayed when data are unavailable or to protect student confidentiality. *** indicates that this school offered lunch at no charge to all students.

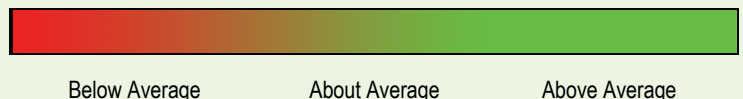
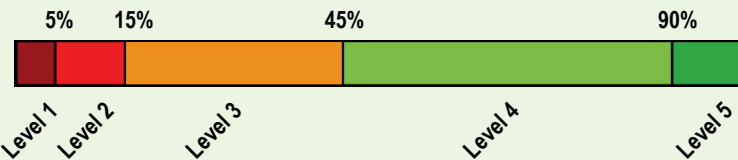
STUDENTS

SELECTED DEMOGRAPHICS	
Economically Disadvantaged	***
Students with Disabilities	8%
Ever English Learner	25%
Different Languages Spoken	5
Regular Attenders	83.2%
Mobile Students	14.3%



OVERALL SCHOOL RATING

Given the recent passage of the Every Student Succeeds Act (ESSA) and the expiration of Oregon's ESEA flexibility waiver on August 1, 2016, the State of Oregon will not assign ratings (i.e., overall and comparison school ratings) to schools for the 2015-16 school year.



PROGRESS ARE STUDENTS MAKING ADEQUATE GAINS OVER TIME?

SCHOOL PERFORMANCE

Performance of students enrolled in the school for a full academic year

Did at least 95% of the students at this school take required assessments? Yes No, Interpret Results with Caution
Participation rate criteria are in place to ensure schools test all eligible students.

The Smarter Balanced and alternate assessments have four performance levels where levels 3 and 4 are meeting the standard for school and district accountability.

See report cards from previous years to view historical OAKS performance data.

	School Performance (%)			School Performance (%)	Oregon Performance (%)	Like-School Average (%)	
	2012-13	2013-14	2014-15	2015-16	2015-16	2015-16	
English Language Arts (Administered statewide in grades: 3-8, 11)				Level 1	Level 2	Levels 3 & 4	
All students in tested grades	2014-15 was the first operational year of the new English language arts assessment.			50.1 21.2 28.7	53.7 21.4 24.9	52.4 21.3 26.3	49.0 22.6 28.4
Mathematics (Administered statewide in grades: 3-8, 11)				Level 1	Level 2	Levels 3 & 4	
All students in tested grades	2014-15 was the first operational year of the new mathematics assessment.			42.5 32.4 25.1	44.9 30.6 24.4	44.9 28.5 26.6	40.9 29.0 30.1
Science (OAKS) (Administered statewide in Grades: 5, 8, 11)				Did not meet	Met	Exceeded	
All students in tested grades	64.6	69.9	62.9	72.7	66.5	60.9	11.4 49.5 39.1

Visit www.ode.state.or.us/go/data for additional assessment results.

*, <5, and >95 are displayed when the data must be suppressed to protect student confidentiality.

OUTCOMES FOR KEY STUDENT GROUPS AT THIS SCHOOL COMPARED TO THE SAME GROUPS STATEWIDE

STUDENT GROUP OUTCOMES

	School Performance (%)	Oregon Performance (%)	Like-School Average (%)	School Performance (%)	Oregon Performance (%)	Like-School Average (%)	School Performance (%)	Oregon Performance (%)	Like-School Average (%)		
Economically Disadvantaged				American Indian/Alaska Native			Native Hawaiian/Pacific Islander				
Eng. Lang. Arts	53.7	40.7	45.4	Eng. Lang. Arts	*	35.5	31.8	Eng. Lang. Arts	*	40.4	46.3
Mathematics	44.9	32.9	37.4	Mathematics	*	28.7	27.3	Mathematics	*	29.4	24.1
Science	72.7	56.1	57.7	Science	*	51.7	42.9	Science	*	46.5	36.0
English Learners				Asian				White			
Eng. Lang. Arts	34.0	29.1	37.0	Eng. Lang. Arts	80.0	69.9	65.9	Eng. Lang. Arts	61.0	59.2	56.5
Mathematics	26.2	23.6	30.4	Mathematics	80.0	68.0	61.3	Mathematics	50.8	51.7	47.6
Science	40.5	38.7	43.8	Science	*	75.6	71.8	Science	82.3	75.4	73.3
Students with Disabilities				Black/African American				Female			
Eng. Lang. Arts	15.4	25.0	20.9	Eng. Lang. Arts	*	31.5	31.5	Eng. Lang. Arts	57.5	57.3	55.3
Mathematics	<5	22.1	20.0	Mathematics	*	21.6	20.1	Mathematics	42.5	43.8	41.0
Science	28.6	38.4	30.3	Science	*	41.5	37.0	Science	72.7	64.6	57.8
Migrant				Hispanic/Latino				Male			
Eng. Lang. Arts	*	24.6	28.4	Eng. Lang. Arts	36.4	34.1	37.6	Eng. Lang. Arts	49.7	47.6	42.7
Mathematics	*	20.4	19.1	Mathematics	30.5	26.5	31.1	Mathematics	47.5	46.0	40.8
Science	*	36.1	43.9	Science	45.9	44.9	45.8	Science	72.6	68.3	63.7
Talented and Gifted				Multi-Racial							
Eng. Lang. Arts	>95	95.4	>95	Eng. Lang. Arts	63.6	57.1	53.4	*, <5, and >95 are displayed when the data must be suppressed to protect student confidentiality.			
Mathematics	>95	95.1	>95	Mathematics	45.5	48.3	44.5				
Science	>95	97.7	>95	Science	87.5	70.0	61.4				

CURRICULUM & LEARNING ENVIRONMENT WHAT IS THIS SCHOOL DOING TO IMPROVE STUDENT LEARNING AND TO PREPARE STUDENTS FOR THE FUTURE?

SCHOOL READINESS

- Bullying and harassment prevention support
- Universal daily breakfast and lunch program
- 8 Essentials of character development
- Backpack food program
- Full time Family Advocate

ACADEMIC SUPPORT

- English as a Second Language (ESL) for qualified students
- Special Education for qualified students
- Title 1 services for qualified students in reading and/or math
- 21st Century after school program
- Balanced Math
- Balanced Literacy
- Leveled math and reading skill groups

ACADEMIC ENRICHMENT

- Talented and Gifted (TAG) Program
- Bi-Annual Family Nights
- Ocean Literacy Integration
- Science Technology Engineering Math (STEM)
- Character Education
- Music
- PE

EXTRA-CURRICULAR ACTIVITIES/ AFTER SCHOOL PROGRAMS

- Media center access
- Student leadership
- Oregon Battle of the Books
- Drama

Data and information in the Curriculum and Learning Environment section were provided by local schools and districts, and were not verified by the Oregon Department of Education.