

## FROM THE PRINCIPAL

Dear Parents and Community Members,

Thank you for reviewing the report card for Yaquina View Elementary for the 2015-2016 academic school year. This report card, issued by the Oregon Department of Education, offers a school profile based on a number of categories.

Yaquina View Elementary achievement data is based on the achievement of Sam Case Elementary third grade students. Kindergartners through second grade students will attend Yaquina View Elementary and third through fifth grade students will attend Sam Case. The third grade students at Sam Case performed above the state average in both math and reading for the Smarter Balanced Assessments that measure college and career readiness. As we continue to focus on the academic

improvement in Lincoln County Schools, Yaquina View will strive for academic and character education excellence for all students. We have identified areas of improvement for all students at Yaquina View as well as within the English Language Learner Subgroup.

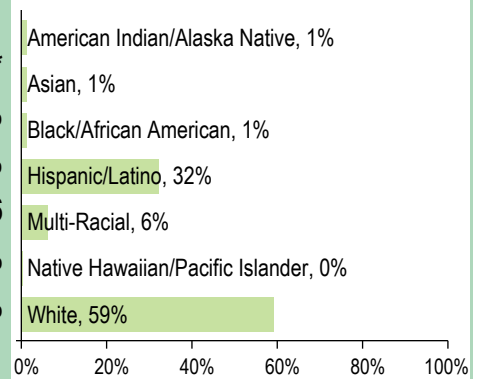
Thank you,

Principal | Kristin Becker

## SCHOOL PROFILE

<b>ENROLLMENT 2015-16</b>	453	<b>SELECTED DEMOGRAPHICS</b>	
K-3	453	Economically Disadvantaged	***
4-5	--	Students with Disabilities	10%
6-8	--	Ever English Learner	22%
<b>MEDIAN CLASS SIZE</b>		Different Languages Spoken	6
	School : Oregon	Regular Attenders	73.9%
Self-Contained	26.0 : 25.0	Mobile Students	17.2%
Departmentalized	-- : --		

## STUDENTS



## IMMUNIZATION RATES

Percent of students with all required vaccines: 96 (Visit [www.healthoregon.org/immdata](http://www.healthoregon.org/immdata) for more information.)

Percent of students without all required vaccines: 4

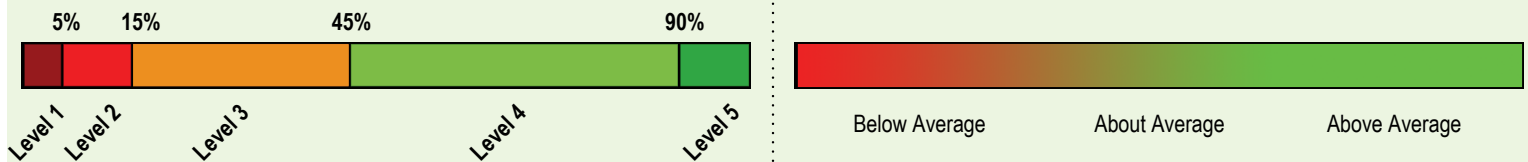
(This value includes students with medical exemptions, nonmedical exemptions, no immunization records, or up-to-date but incomplete immunization records.)

\*, <5, and >95 are displayed when data are unavailable or to protect student confidentiality.

\*\*\* indicates that this school offered lunch at no charge to all students.

## OVERALL SCHOOL RATING

Given the recent passage of the Every Student Succeeds Act (ESSA) and the expiration of Oregon's ESEA flexibility waiver on August 1, 2016, the State of Oregon will not assign ratings (i.e., overall and comparison school ratings) to schools for the 2015-16 school year.



## PROGRESS ARE STUDENTS MAKING ADEQUATE GAINS OVER TIME?

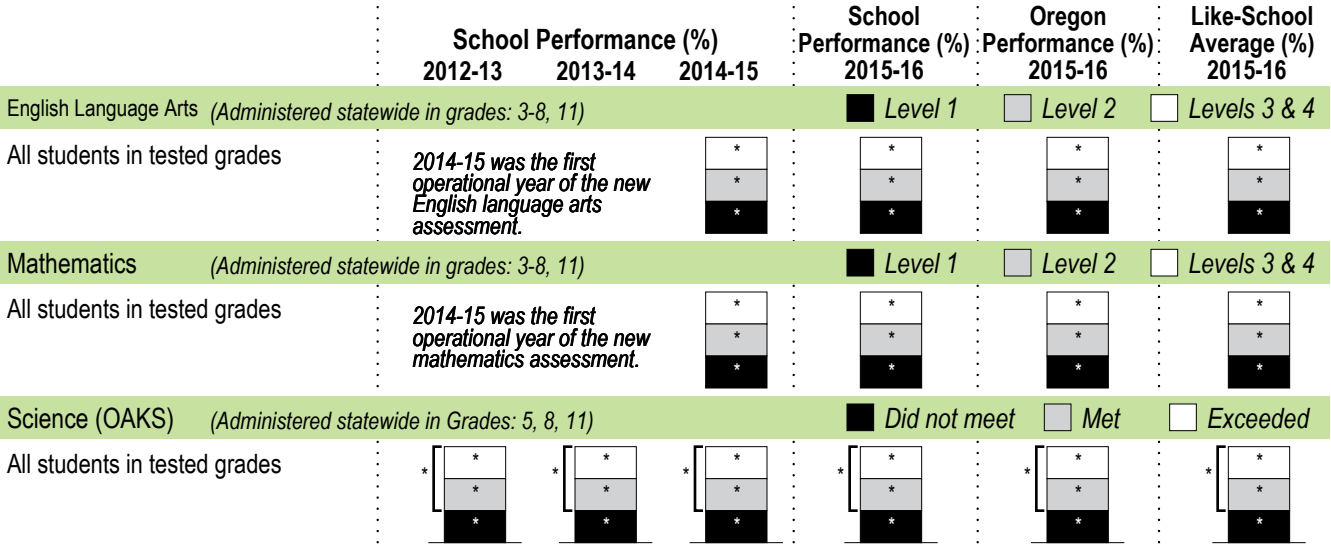
### SCHOOL PERFORMANCE

Performance of students enrolled in the school for a full academic year

Did at least 95% of the students at this school take required assessments?  Yes  No, Interpret Results with Caution  
*Participation rate criteria are in place to ensure schools test all eligible students.*

The Smarter Balanced and alternate assessments have four performance levels where levels 3 and 4 are meeting the standard for school and district accountability.

See report cards from previous years to view historical OAKS performance data.



Visit [www.ode.state.or.us/go/data](http://www.ode.state.or.us/go/data) for additional assessment results.

\*, <5, and >95 are displayed when the data must be suppressed to protect student confidentiality.

## OUTCOMES FOR KEY STUDENT GROUPS AT THIS SCHOOL COMPARED TO THE SAME GROUPS STATEWIDE

### STUDENT GROUP OUTCOMES

	School Performance (%)	Oregon Performance (%)	Like-School Average (%)	School Performance (%)	Oregon Performance (%)	Like-School Average (%)	School Performance (%)	Oregon Performance (%)	Like-School Average (%)		
<b>Economically Disadvantaged</b>	*	*	*	<b>American Indian/Alaska Native</b>	*	*	*	<b>Native Hawaiian/Pacific Islander</b>	*	*	*
Eng. Lang. Arts	*	*	*	Eng. Lang. Arts	*	*	*	Eng. Lang. Arts	*	*	*
Mathematics	*	*	*	Mathematics	*	*	*	Mathematics	*	*	*
Science	*	*	*	Science	*	*	*	Science	*	*	*
<b>English Learners</b>	*	*	*	<b>Asian</b>	*	*	*	<b>White</b>	*	*	*
Eng. Lang. Arts	*	*	*	Eng. Lang. Arts	*	*	*	Eng. Lang. Arts	*	*	*
Mathematics	*	*	*	Mathematics	*	*	*	Mathematics	*	*	*
Science	*	*	*	Science	*	*	*	Science	*	*	*
<b>Students with Disabilities</b>	*	*	*	<b>Black/African American</b>	*	*	*	<b>Female</b>	*	*	*
Eng. Lang. Arts	*	*	*	Eng. Lang. Arts	*	*	*	Eng. Lang. Arts	*	*	*
Mathematics	*	*	*	Mathematics	*	*	*	Mathematics	*	*	*
Science	*	*	*	Science	*	*	*	Science	*	*	*
<b>Migrant</b>	*	*	*	<b>Hispanic/Latino</b>	*	*	*	<b>Male</b>	*	*	*
Eng. Lang. Arts	*	*	*	Eng. Lang. Arts	*	*	*	Eng. Lang. Arts	*	*	*
Mathematics	*	*	*	Mathematics	*	*	*	Mathematics	*	*	*
Science	*	*	*	Science	*	*	*	Science	*	*	*
<b>Talented and Gifted</b>	*	*	*	<b>Multi-Racial</b>	*	*	*				
Eng. Lang. Arts	*	*	*	Eng. Lang. Arts	*	*	*				
Mathematics	*	*	*	Mathematics	*	*	*				
Science	*	*	*	Science	*	*	*				

\*, <5, and >95 are displayed when the data must be suppressed to protect student confidentiality.

## **CURRICULUM & LEARNING ENVIRONMENT** WHAT IS THIS SCHOOL DOING TO IMPROVE STUDENT LEARNING AND TO PREPARE STUDENTS FOR THE FUTURE?

### **SCHOOL READINESS**

Participation in P3 Learning Community  
Universal Daily Breakfast  
Character Community Building: Tribes Learning Communities, 8 Essentials, Time to Teach  
Backpack food program  
Student-based health clinic  
HELP center for Homeless Support

### **ACADEMIC SUPPORT**

Special education support for qualified students  
Title I reading interventions  
Booster Club support for additional academic resources  
OCEAN: Oregon Coast Education Network Integration  
21st Century After School Program  
English as a Second Language reading interventions

### **ACADEMIC ENRICHMENT**

Talented and Gifted  
Spanish Immersion Program  
Spalding Reading  
Singapore Math  
STAR Reading, STAR Math Benchmark Assessments  
STEM  
Daily 5 and CAFE

### **EXTRA-CURRICULAR ACTIVITIES/ AFTER SCHOOL PROGRAMS**

Monthly Open Gym  
Monthly Family Nights  
End of Year Carnival  
Science Fair in conjunction with Community Partners

CATCH program for eating and exercising for health

*Data and information in the Curriculum and Learning Environment section were provided by local schools and districts, and were not verified by the Oregon Department of Education.*