

**FROM THE PRINCIPAL**

Dear Parents and Community Members,

Newport Middle School completed it's first year after combining Newport Prep Academy, Issac Newton Magnet School, and part of Newport Intermediate School. NMS focused on implementing the Common Core State Standards, reinforcing literacy across content areas, adding intervention time to our regular schedule, and further refining proficiency based grading to provide students with more feedback about their progress. NMS will continue to provide a solid foundation in literacy and math all for students.

Thank you,

Principal | Aaron Belloni

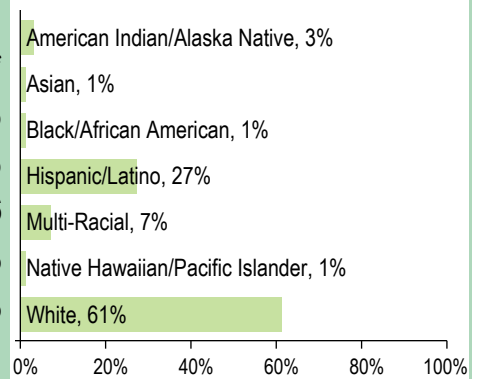
**SCHOOL PROFILE**

ENROLLMENT 2015-16	429	
MEDIAN CLASS SIZE	School	Oregon
English Language Arts	24.0	24.0
Mathematics	24.0	24.0
Science	29.0	26.0
Social Studies	27.0	27.0
Self-Contained	--	--

**SELECTED DEMOGRAPHICS**

Economically Disadvantaged	***
Students with Disabilities	14%
Ever English Learner	20%
Different Languages Spoken	6
Regular Attenders	75.8%
Mobile Students	10.0%

**STUDENTS**



**IMMUNIZATION RATES**

Percent of students with all required vaccines: 96 (Visit [www.healthoregon.org/immdata](http://www.healthoregon.org/immdata) for more information.)

Percent of students without all required vaccines: 4

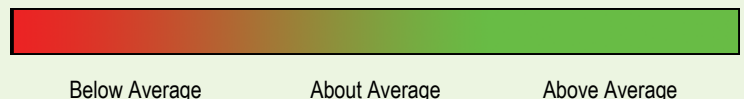
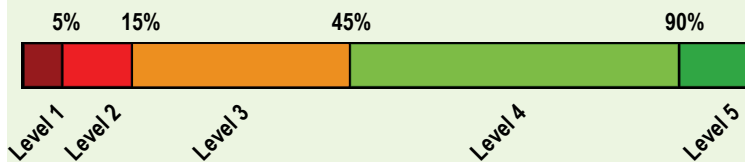
(This value includes students with medical exemptions, nonmedical exemptions, no immunization records, or up-to-date but incomplete immunization records.)

\*, <5, and >95 are displayed when data are unavailable or to protect student confidentiality.

\*\*\* indicates that this school offered lunch at no charge to all students.

**OVERALL SCHOOL RATING**

Given the recent passage of the Every Student Succeeds Act (ESSA) and the expiration of Oregon's ESEA flexibility waiver on August 1, 2016, the State of Oregon will not assign ratings (i.e., overall and comparison school ratings) to schools for the 2015-16 school year.



## PROGRESS ARE STUDENTS MAKING ADEQUATE GAINS OVER TIME?

### SCHOOL PERFORMANCE

Performance of students enrolled in the school for a full academic year

Did at least 95% of the students at this school take required assessments?  Yes  No, Interpret Results with Caution  
*Participation rate criteria are in place to ensure schools test all eligible students.*

The Smarter Balanced and alternate assessments have four performance levels where levels 3 and 4 are meeting the standard for school and district accountability.

See report cards from previous years to view historical OAKS performance data.

	School Performance (%)			School Performance (%)	Oregon Performance (%)	Like-School Average (%)
	2012-13	2013-14	2014-15	2015-16	2015-16	2015-16
<b>English Language Arts</b> (Administered statewide in grades: 3-8, 11)				Level 1	Level 2	Levels 3 & 4
All students in tested grades	2014-15 was the first operational year of the new English language arts assessment.			58.4 23.9 17.6	56.7 23.5 19.7	52.9 24.9 22.2
<b>Mathematics</b> (Administered statewide in grades: 3-8, 11)				Level 1	Level 2	Levels 3 & 4
All students in tested grades	2014-15 was the first operational year of the new mathematics assessment.			40.9 27.8 31.3	42.8 27.5 29.7	39.6 27.2 33.3
<b>Science</b> (Administered statewide in Grades: 5, 8, 11)				Did not meet	Met	Exceeded
All students in tested grades	* * *	* * *	* * *	72.2 19.0 53.2 27.8	63.8 11.6 52.2 36.2	61.7 9.6 52.0 38.3

Visit [www.ode.state.or.us/go/data](http://www.ode.state.or.us/go/data) for additional assessment results.

\*, <5, and >95 are displayed when the data must be suppressed to protect student confidentiality.

## OUTCOMES FOR KEY STUDENT GROUPS AT THIS SCHOOL COMPARED TO THE SAME GROUPS STATEWIDE

### STUDENT GROUP OUTCOMES

	School Performance (%)	Oregon Performance (%)	Like-School Average (%)	School Performance (%)	Oregon Performance (%)	Like-School Average (%)	School Performance (%)	Oregon Performance (%)	Like-School Average (%)		
<b>Economically Disadvantaged</b>			<b>American Indian/Alaska Native</b>			<b>Native Hawaiian/Pacific Islander</b>					
Eng. Lang. Arts	58.4	44.1	45.9	Eng. Lang. Arts	25.0	38.9	47.2	Eng. Lang. Arts	* 43.3	59.5	
Mathematics	40.9	29.5	31.8	Mathematics	25.0	25.1	30.6	Mathematics	* 29.0	42.9	
Science	72.2	52.7	55.3	Science	* 48.6	56.1	Science	* 49.6	67.7		
<b>English Learners</b>			<b>Asian</b>			<b>White</b>					
Eng. Lang. Arts	20.7	37.0	36.4	Eng. Lang. Arts	83.3	75.5	75.3	Eng. Lang. Arts	70.1	62.6	60.9
Mathematics	11.0	24.8	24.0	Mathematics	50.0	70.0	70.0	Mathematics	51.9	48.5	47.8
Science	40.7	38.1	39.2	Science	* 73.3	78.6	Science	80.0	71.5	71.8	
<b>Students with Disabilities</b>			<b>Black/African American</b>			<b>Female</b>					
Eng. Lang. Arts	19.5	20.1	15.4	Eng. Lang. Arts	* 34.4	41.0	Eng. Lang. Arts	65.7	63.3	59.3	
Mathematics	15.0	14.6	10.6	Mathematics	* 20.6	26.6	Mathematics	43.9	43.4	40.0	
Science	28.6	30.8	26.4	Science	* 35.7	46.7	Science	73.0	62.0	60.3	
<b>Migrant</b>			<b>Hispanic/Latino</b>			<b>Male</b>					
Eng. Lang. Arts	* 31.4	32.9	Eng. Lang. Arts	32.1	39.7	37.3	Eng. Lang. Arts	51.3	50.5	46.6	
Mathematics	* 19.1	18.3	Mathematics	20.0	25.0	23.2	Mathematics	37.9	42.3	39.1	
Science	* 33.3	33.8	Science	51.5	43.6	42.9	Science	71.4	65.6	63.1	
<b>Talented and Gifted</b>			<b>Multi-Racial</b>								
Eng. Lang. Arts	>95	95.4	>95	Eng. Lang. Arts	63.0	61.0	59.4	*, <5, and >95 are displayed when the data must be suppressed to protect student confidentiality.			
Mathematics	93.8	94.3	>95	Mathematics	29.6	46.4	43.9				
Science	>95	97.2	>95	Science	76.9	69.0	71.7				

## **CURRICULUM & LEARNING ENVIRONMENT** WHAT IS THIS SCHOOL DOING TO IMPROVE STUDENT LEARNING AND TO PREPARE STUDENTS FOR THE FUTURE?

### **SCHOOL READINESS**

Student Based Health Center  
Common Core State Standards  
Time to Teach Behavior Intervention Program  
Character Education  
Gear Up: focus on graduation and college readiness  
Academic Counseling

### **ACADEMIC SUPPORT**

Scheduled Intervention time bi-weekly for struggling students.  
Two sections of Math Lab and two sections of Reading Lab for qualifying students.  
Special Education grades 6-8  
First Response Team Intervention Strategies

### **ACADEMIC ENRICHMENT**

Advanced English Language Arts 6-8.  
Honors Math 6th grade. Accelerated 7th and 8th grade Math through Algebra 1. Geometry for qualified students.  
Conversational Spanish and Spanish 1.  
Honors Science 8th grade.  
Talented and Gifted support available for qualified students.  
Band, Choir and Art grades 6-8.  
Robotics, Leadership, and other elective opportunities.

### **CAREER & TECHNICAL EDUCATION**

Not applicable.

### **EXTRA-CURRICULAR ACTIVITIES/ AFTER SCHOOL PROGRAMS**

Football  
Volleyball  
Leadership  
Yearbook  
Community Sports

*Data and information in the Curriculum and Learning Environment section were provided by local schools and districts, and were not verified by the Oregon Department of Education.*