

FROM THE PRINCIPAL

Dear Parents and Community Members,

The redesigned annual report card issued by the Oregon Department of Education offers a summary of student performance and growth at Toledo Elementary. In the 2012-2013 school year, Toledo Elementary received an Overall State Rating of 3. As compared to our peers, this rating falls between 15% and 45% of other schools in terms of academic growth and achievement and includes specific subgroup ratings. Toledo students exceeded the growth target in math by 14.5% and in reading by 14%.

To increase our academic achievement we are implementing the new Common Core State Standards (CCSS), which reinforces

literacy across content areas. In addition, we are implementing a new math curriculum tied to CCSS. Our goal is that every student at Toledo Elementary will continue their journey toward academic success. You can help by monitoring your student's homework, attending parent-teacher conferences, volunteering and reviewing your student's assignments and grades. We look forward to partnering with you to ensure all students reach their potential!

Thank you,

Principal | Sandy Mummy

SCHOOL PROFILE

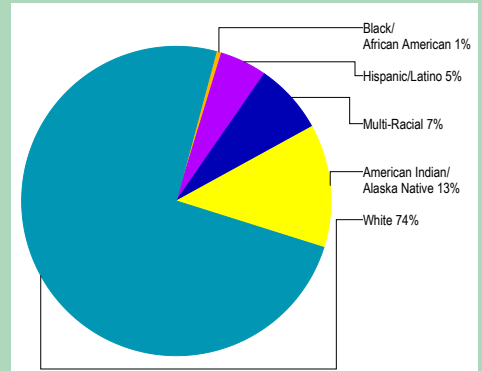
Enrollment 2012-13	366
K-3	215
4-5	112
Change from previous year	+1.9%
Students attending 90% or more of enrolled days	70%
.....	
Average elementary class size	25.0
Change from previous year	-0.5

Select Demographics 2012-13

English Learners	*
<i>Students who have ever been eligible for or participated in a program to acquire academic English.</i>	
Economically disadvantaged	71%
Students with disabilities	13%
.....	
Number of different languages spoken:	2

Note: a "*" is displayed when the data must be suppressed to protect student confidentiality.

STUDENTS

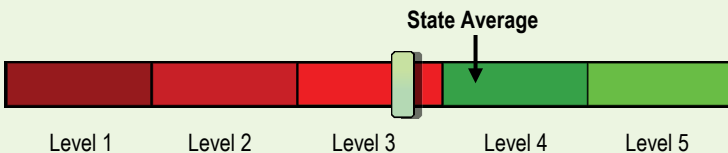


OVERALL STATE RATING

HOW ARE STUDENTS AT THIS SCHOOL PERFORMING COMPARED TO THOSE AT OTHER SCHOOLS?

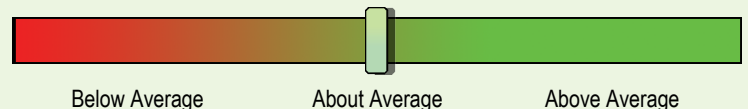
The overall state rating is intended to summarize this school's particular successes and challenges. It is based on a combination of up to five factors. Three of these factors come from standardized test scores in reading and math: student achievement, student growth, and the growth of underserved subgroups. Please be aware that this rating is based mainly on high-stakes testing and accordingly, represents a limited view of student performance. Other aspects of this report card are designed to put this rating in the proper context.

Compared to all schools statewide in 2012-13, this school is rated as Level 3.



- Level 1** = Falls into the bottom 5% of schools
- Level 2** = Falls between 5% and 15% of schools
- Level 3** = Falls between 15% and 44% of schools
- Level 4** = Falls between 44% and 90% of schools
- Level 5** = Falls into the top 10% of schools

Compared to elementary schools with similar student demographics in 2012-13, this school's rating is about average.



- Below average** = Falls into the bottom third of comparison schools
- About average** = Falls into the middle third of comparison schools
- Above average** = Falls into the top third of comparison schools

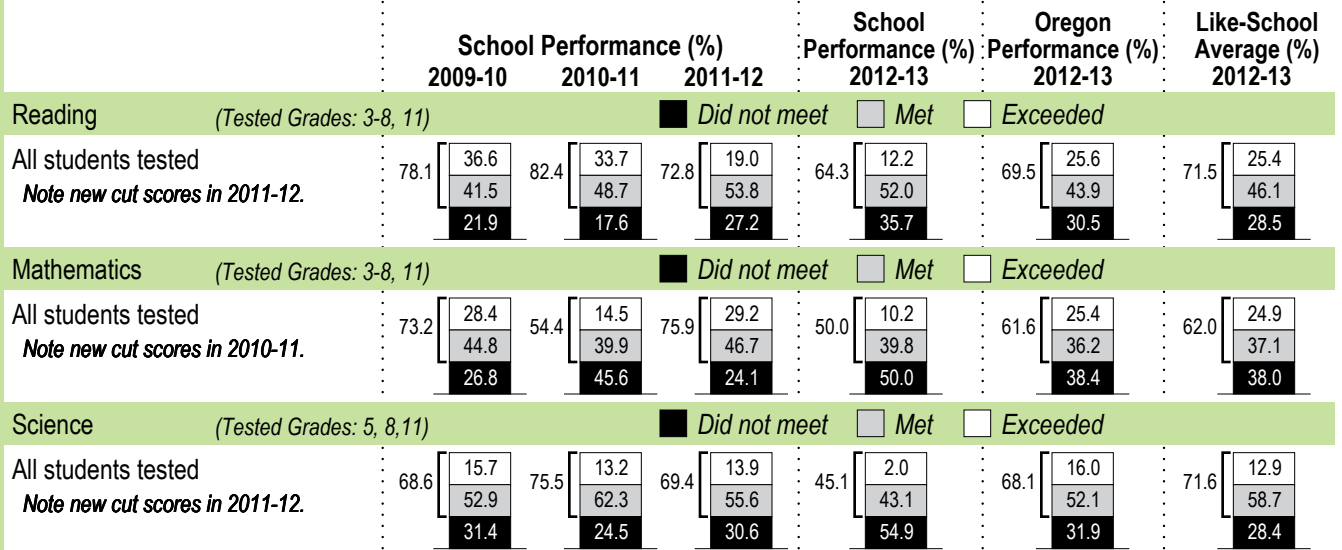
PROGRESS ARE STUDENTS MAKING ADEQUATE GAINS OVER TIME?

SCHOOL PERFORMANCE

Students meeting or exceeding state standards on exams

Did at least 95% of the students at this school take required state exams? Yes No

Participation rate criteria are in place to ensure schools test as many eligible students as possible



Visit www.ode.state.or.us/go/data for additional state exam results.

Note: a "*" is displayed when data are unavailable or to protect student confidentiality.

OUTCOMES FOR KEY STUDENT GROUPS AT THIS SCHOOL COMPARED TO THE SAME GROUPS STATEWIDE

STUDENT GROUP OUTCOMES

	School Performance (%)	Oregon Performance (%)	School Compared to OR Average		School Performance (%)	Oregon Performance (%)	School Compared to OR Average		School Performance (%)	Oregon Performance (%)	School Compared to OR Average
All Students				American Indian/Alaska Native				Native Hawaiian/Pacific Islander			
Reading	64.3	69.5	-5.2	Reading	44.8	56.5	-11.7	Reading	*	56.3	*
Mathematics	50.0	61.6	-11.6	Mathematics	41.4	46.8	-5.4	Mathematics	*	47.6	*
Science	45.1	68.1	-23.0	Science	16.7	53.2	-36.5	Science	*	49.4	*
Economically Disadvantaged				Asian				White			
Reading	58.8	58.4	+0.4	Reading	*	78.3	*	Reading	69.0	76.3	-7.3
Mathematics	44.9	49.7	-4.8	Mathematics	*	79.9	*	Mathematics	54.5	67.2	-12.7
Science	41.2	55.5	-14.3	Science	*	74.9	*	Science	48.7	76.5	-27.8
English Learners				Black/African American				Female			
Reading	*	45.1	*	Reading	*	52.6	*	Reading	65.9	71.9	-6.0
Mathematics	*	43.5	*	Mathematics	*	41.0	*	Mathematics	49.4	61.4	-12.0
Science	*	39.6	*	Science	*	47.9	*	Science	31.8	65.9	-34.1
Students with Disabilities				Hispanic/Latino				Male			
Reading	25.0	39.9	-14.9	Reading	62.5	50.5	+12.0	Reading	63.1	67.2	-4.1
Mathematics	29.2	31.1	-1.9	Mathematics	50.0	45.1	+4.9	Mathematics	50.5	61.7	-11.2
Science	25.0	42.9	-17.9	Science	*	45.3	*	Science	55.2	70.3	-15.1
Talented and Gifted				Multi-Racial							
Reading	*	98.4	*	Reading	53.8	73.9	-20.1				
Mathematics	*	98.0	*	Mathematics	23.1	65.0	-41.9				
Science	*	98.0	*	Science	*	73.5	*				

Note: a "*" is displayed when data are unavailable or to protect student confidentiality.



Toledo Elementary School

600 SE Sturdevant Rd
Toledo, OR 97391-9741, (541) 336-5121
http://lincoln.k12.or.us/schools/toledo_elem

DISTRICT Lincoln County SD
SUPERINTENDENT Tom Rinearson
PRINCIPAL Sandra Mummey
GRADES SERVED K-6

For more report card measures
including detailed demographic
information visit
www.ode.state.or.us/go/reportcard

CURRICULUM & LEARNING ENVIRONMENT WHAT IS THIS SCHOOL DOING TO IMPROVE STUDENT LEARNING AND TO PREPARE STUDENTS FOR THE FUTURE?

SCHOOL READINESS

Universal/daily breakfast
K-12 school-based health clinic available Toledo Jr./Sr.
School-wide positive behavior and community building program (TRIBES)

Homeless Education Literacy Project (HELP program)

ACADEMIC SUPPORT

OCEAN (Oregon Coast Educational Afterschool Network)
Title 1 reading intervention groups
Schoolwide reading specialist
On-going progress monitoring in reading and math

ACADEMIC ENRICHMENT

Media, Technology, P.E.
Ocean Literacy integrated throughout curriculum
SEAL grant - "Students Engaged in Authentic Literacy"
Mobile Mini I-Pad labs for classroom use
Remote Operated Vehicles (ROV's)
6th Grade Outdoor School

EXTRACURRICULAR ACTIVITIES

OCEAN- math, reading and science afterschool program
Community sports on campus

Data and information in the Curriculum and Learning Environment section was provided by local schools and districts and was not verified by the Oregon Department of Education.