

FROM THE PRINCIPAL

Dear Parents and Community Members,

In the 2012-2013 school year, Sam Case Primary School received an Overall State Rating of 4. That means our students are showing results in academic performance and growth which exceed 44% of other elementary schools and not quite the top 10%. Sam Case's Overall State Rating of a "4" equates to a Rating of "Meets" under the former Adequate Yearly Progress Rating system. This is the same level of performance that we have come to expect from our students at Sam Case.

We have begun aligning our Pre-K to 3rd grade system with a focus on essential literacy and mathematics skills, as well as implementing Common Core State Standards (CCSS). These

standards are designed to be robust and relevant to the real world, reflecting the knowledge and skills that our young people need for success in college and careers. As we develop and grow, we promise to deliver the same excellence you have come to expect from us here at Sam Case Primary School. Thank you for your support and we look forward to partnering with you now and in the future.

Thank you,

Principal | Ryan Relken

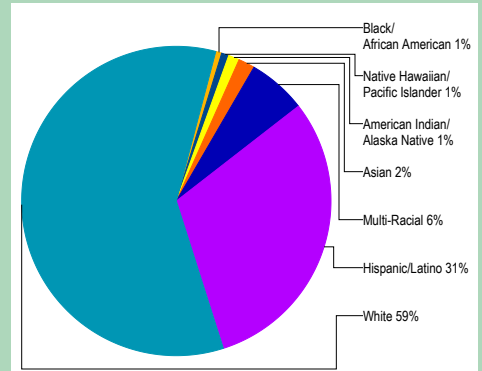
SCHOOL PROFILE

Enrollment 2012-13	523
K-3	523
4-5	--
Change from previous year	+5.0%
Students attending 90% or more of enrolled days	76%
.....	
Average elementary class size	27.7
Change from previous year	-0.6

Select Demographics 2012-13	
English Learners	26%
<i>Students who have ever been eligible for or participated in a program to acquire academic English.</i>	
Economically disadvantaged	66%
Students with disabilities	8%
.....	
Number of different languages spoken:	6

Note: a "*" is displayed when the data must be suppressed to protect student confidentiality.

STUDENTS

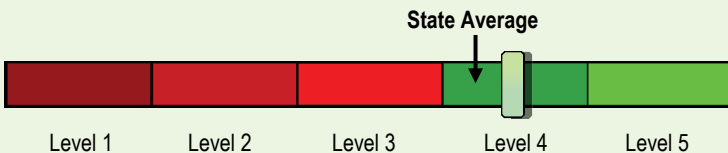


OVERALL STATE RATING

HOW ARE STUDENTS AT THIS SCHOOL PERFORMING COMPARED TO THOSE AT OTHER SCHOOLS?

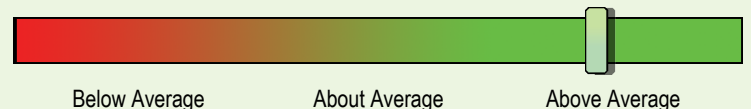
The overall state rating is intended to summarize this school's particular successes and challenges. It is based on a combination of up to five factors. Three of these factors come from standardized test scores in reading and math: student achievement, student growth, and the growth of underserved subgroups. Please be aware that this rating is based mainly on high-stakes testing and accordingly, represents a limited view of student performance. Other aspects of this report card are designed to put this rating in the proper context.

Compared to all schools statewide in 2012-13, this school is rated as Level 4.



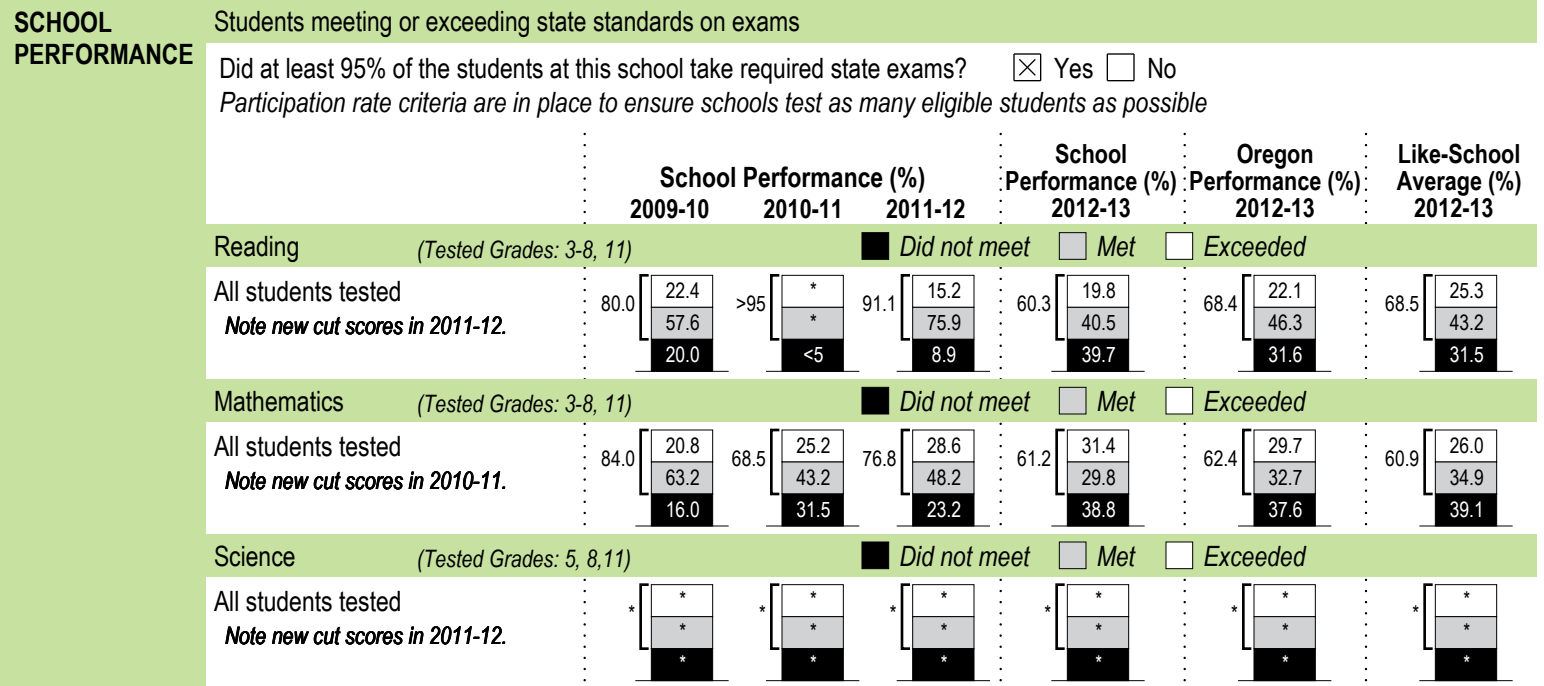
- Level 1** = Falls into the bottom 5% of schools
- Level 2** = Falls between 5% and 15% of schools
- Level 3** = Falls between 15% and 44% of schools
- Level 4** = Falls between 44% and 90% of schools
- Level 5** = Falls into the top 10% of schools

Compared to elementary schools with similar student demographics in 2012-13, this school's rating is above average.



- Below average** = Falls into the bottom third of comparison schools
- About average** = Falls into the middle third of comparison schools
- Above average** = Falls into the top third of comparison schools

PROGRESS ARE STUDENTS MAKING ADEQUATE GAINS OVER TIME?



Visit www.ode.state.or.us/go/data for additional state exam results.

Note: a "*" is displayed when data are unavailable or to protect student confidentiality.

OUTCOMES FOR KEY STUDENT GROUPS AT THIS SCHOOL COMPARED TO THE SAME GROUPS STATEWIDE

STUDENT GROUP OUTCOMES	School Performance (%)	Oregon Performance (%)	School Compared to OR Average	School Performance (%)	Oregon Performance (%)	School Compared to OR Average	School Performance (%)	Oregon Performance (%)	School Compared to OR Average		
	All Students				American Indian/Alaska Native			Native Hawaiian/Pacific Islander			
Reading	60.3	68.4	-8.1	Reading	*	57.0	*	Reading	*	57.0	*
Mathematics	61.2	62.4	-1.2	Mathematics	*	49.2	*	Mathematics	*	50.7	*
Science	*	*	*	Science	*	*	*	Science	*	*	*
Economically Disadvantaged				Asian			White				
Reading	45.8	57.3	-11.5	Reading	*	78.6	*	Reading	69.4	75.6	-6.2
Mathematics	45.8	50.7	-4.9	Mathematics	*	78.3	*	Mathematics	70.8	68.9	+1.9
Science	*	*	*	Science	*	*	*	Science	*	*	*
English Learners				Black/African American			Female				
Reading	21.4	42.3	-20.9	Reading	*	52.6	*	Reading	66.0	70.7	-4.7
Mathematics	14.3	41.6	-27.3	Mathematics	*	41.8	*	Mathematics	68.0	61.4	+6.6
Science	*	*	*	Science	*	*	*	Science	*	*	*
Students with Disabilities				Hispanic/Latino			Male				
Reading	*	44.8	*	Reading	38.2	48.2	-10.0	Reading	56.3	66.2	-9.9
Mathematics	*	38.5	*	Mathematics	35.3	44.2	-8.9	Mathematics	56.3	63.4	-7.1
Science	*	*	*	Science	*	*	*	Science	*	*	*
Talented and Gifted				Multi-Racial							
Reading	*	98.3	*	Reading	75.0	73.7	+1.3	<div style="border: 1px solid black; padding: 5px;"> Note: a "*" is displayed when data are unavailable or to protect student confidentiality. </div>			
Mathematics	*	97.7	*	Mathematics	87.5	66.0	+21.5				
Science	*	*	*	Science	*	*	*				



Sam Case Elementary School

459 NE 12th St
Newport, OR 97365-2297, (541) 265-8598
http://lincoln.k12.or.us/schools/sam_case

DISTRICT Lincoln County SD
SUPERINTENDENT Tom Rinearson
PRINCIPAL Ryan Relken
GRADES SERVED K-3

For more report card measures
including detailed demographic
information visit
www.ode.state.or.us/go/reportcard

CURRICULUM & LEARNING ENVIRONMENT WHAT IS THIS SCHOOL DOING TO IMPROVE STUDENT LEARNING AND TO PREPARE STUDENTS FOR THE FUTURE?

SCHOOL READINESS

Creation of a P3 Learning Community
Tribes Learning Community
Unversal Daily Breakfast

School-based health clinic
Backpack food program

ACADEMIC SUPPORT

Special education support for qualified students
Title 1 reading interventions
Booster club support w/student resources
OCEAN: Oregon Coast Educational Afterschool Network

ACADEMIC ENRICHMENT

Talented and Gifted (TAG)
Spanish Immersion Program
Spalding Reading
Singapore Math
Write Tools
STAR Early Literacy, STAR Reading, STAR Math Benchmark Assessments

EXTRACURRICULAR ACTIVITIES

Monthly Open Gym
Build-A-Book night

Monthly Family Nights

Data and information in the Curriculum and Learning Environment section was provided by local schools and districts and was not verified by the Oregon Department of Education.